

IQAX eBL Account Registration and Activation



Fill in registration
form

To create your IQAX eBL account, you can either

- 1) Fill in the form via your Carrier website
- 2) Directly fill the form via this link :
<https://ebl.shrd.iqax.com/#/registration/external>

Activate your Account and setup Password

You will receive an account activation email in your mailbox from customerservices@iqax.com.

Simply click on “activation link” in the email to start the process. (The activation link is valid for only 7 days.)

Follow instruction in the
activation email to
activate

Ready for your first
eBL with IQAX eBL

Congratulations!

You are now ready to handle eBL with IQAX!

**All you need to do now is to inform the carrier in
Shipping Instruction to issue eBL.**

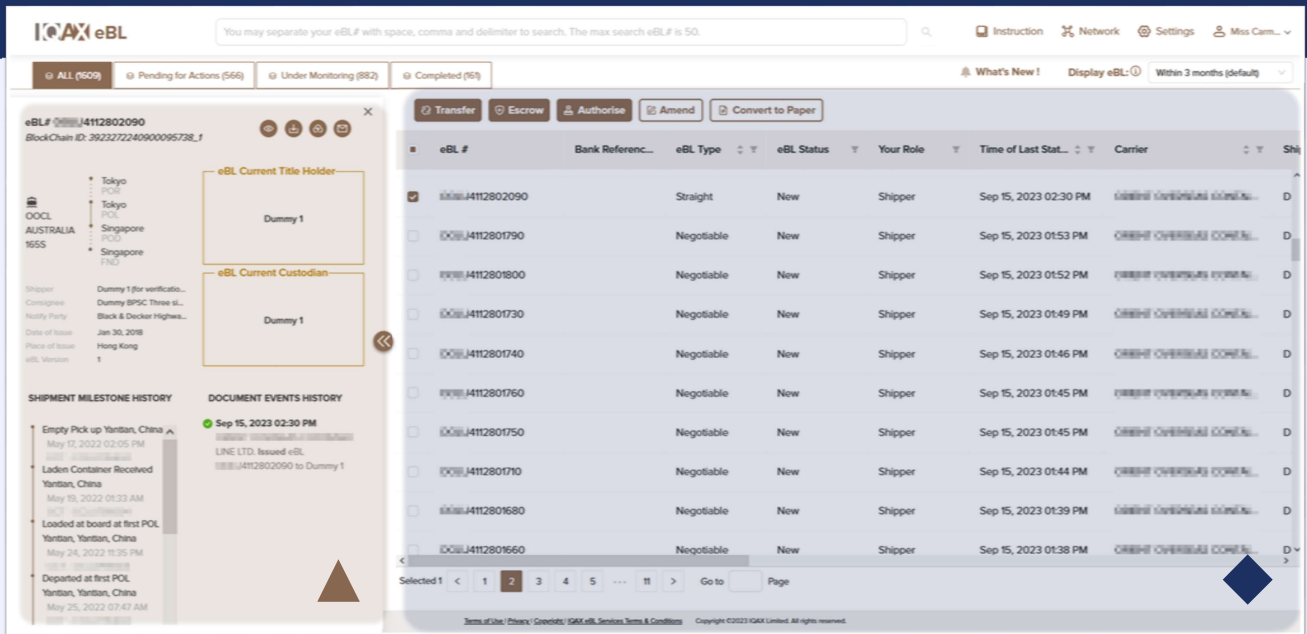


Find out more...



IQAX eBL Interface

Understand each function in the interface



Single pane of glass for Key eBL Data

- ▲ Instant Access to Core Shipment Details
- ▲ Stay Informed with a Clear Display of who holds the BL and who owns them
- ▲ Leverage Container Milestone for Smarter Decisions on eBL Transfer and Logistic
- ▲ Transparent eBL Circulation History for Seamless Collaboration



Clear, simple-to-use interfaces

- ◆ Intuitive Organizations of eBL Based on Document Lifecycle Stages
- ◆ Role-Specific Controls Minimize Human Errors
- ◆ Customizable Display, Filter, Sort, and Remarks Tailored for a Wide Range of User's Preferences
- ◆ Useful Resources: Instructions, Manage Your Network, Settings, and User


Straight eBL

Shipper Transfer eBL

1

Instant eBL Issuance Notification

Once an eBL is issued, both the shipper and consignee receive an email from IQAX eBL.

 Simply follow the prompt in the email or log in directly via the provided URL to access your document—fast, secure, and hassle-free.



2

Effortless eBL Selection

Choose your electronic Bill of Lading with maximum flexibility:

Browse by Categorized Folder –
Organized for quick access

Use Smart Search – Find exactly what you need in seconds

Select from the Right Panel – Convenient access while you work



3

One-Click eBL Circulation

Click once to transfer your eBL. The consignee is notified immediately—fast, smooth, and secure.

 **Flexible Actions for Every Trade Scenario**

Amend, convert to paper, authorize release, or use escrow—all supported



Sign Up



LinkedIn

Email Us:
customerservices@iqax.com




Straight eBL

Consignee Surrender eBL

1

Instant eBL Issuance Notification

Once an eBL is transferred by the Shipper, the consignee receive an email from IQAX eBL.

 Simply follow the prompt in the email or log in directly via the provided URL to access your document—fast, secure, and hassle-free.



2

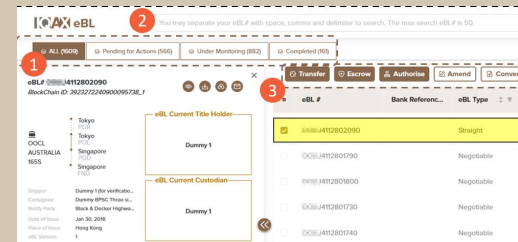
Effortless eBL Selection

Choose your electronic Bill of Lading with maximum flexibility:

Browse by Categorized Folder – Organized for quick access

Use Smart Search – Find exactly what you need in seconds


Select from the Right Panel – Convenient access while you work



3

One-Click eBL Surrender

Click once to surrender your eBL, The carrier is notified immediately—fast, smooth, and secure.

 **Flexible Actions for Every Trade Scenario**

Amend, convert to paper, authorize release, or use escrow—all supported.



Sign Up



LinkedIn

Email Us:
customerservices@iqax.com

